

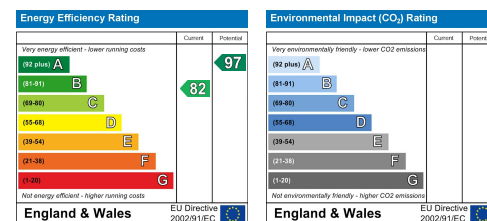


11 Courtele Road Paragon Park, Coventry CV6 5FH

TWO DOUBLE BEDROOMS... OFF ROAD PARKING FOR TWO CARS... KITCHEN DINING ROOM... GREAT LOCATION... FREEHOLD UPON COMPLETION... PERFECT FOR THE FIRST TIME BUYER... MID TERRACED... GOOD INVESTMENT PROPERTY... CLOSE TO AMENITIES... GROUND FLOOR CLOAKROOM... Located on the sought after Paragon Park development, you really do need to view this lovely mid terraced property that is still under warranty. The property will be FREEHOLD upon completion at no cost to the buyer. Briefly comprising of two off road allocated parking spaces, entrance hallway, ground floor cloak room, reception room, kitchen dining room, two double bedrooms, family bathroom, maintenance free rear garden, gas central heating and PVCu double glazing all round. If this sounds like your next or first home or maybe your an investor looking for your next property to add to your portfolio, call us now to book your immediate viewing!

Offers Over £190,000

These particulars, whilst believed to be accurate are set out as a general outline only for guidance and do not constitute any part of an offer or contract. Intending purchasers should not rely on them as statements of representation of fact, but must satisfy themselves by inspection or otherwise as to their accuracy. No person in this firms employment has the authority to make or give any representation or warranty in respect of the property.



CONTACT INFORMATION

24a Warwick Row, Coventry CV1 1EY

02477 170170

info@matthewjames.uk.com

www.matthewjames.uk.com

Facebook

Twitter

11 Courtelle Road

Paragon Park, Coventry CV6 5FH



- * TWO DOUBLE BEDROOMS *
- * TWO ALLOCATED PARKING SPACES *
- * FREEHOLD UPON COMPLETION *
- * MAINTENANCE FREE REAR GARDEN *
- * FAMILY BATHROOM WITH SHOWER OVER BATH *
- * PERFECT FOR FIRST TIME BUYER *
- * GREAT FOR INVESTMENT *
- * GROUND FLOOR WC *
- * CLOSE TO ALL AMENITIES *



Front Garden

Rear Garden

Entrance Hallway

Ground Floor WC

Lounge

15'2 x 9'4 (4.62m x 2.84m)

Kitchen Dining Room

12'7 x 7'9 (3.84m x 2.36m)

First Floor Landing

Bedroom One

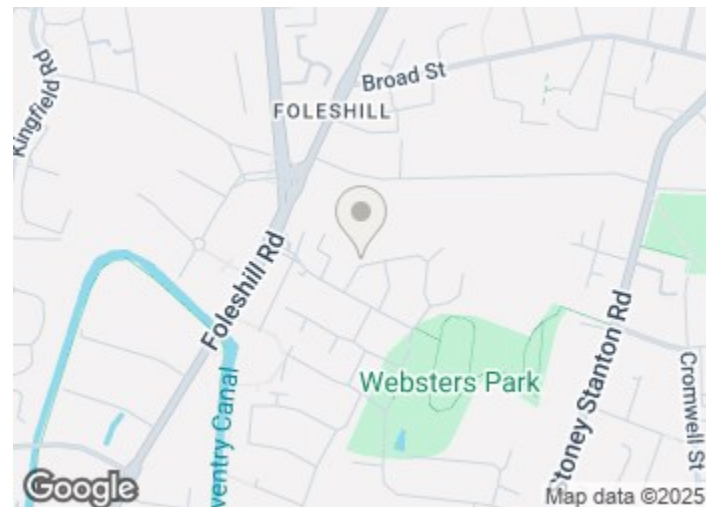

12'7 x 8'6 (3.84m x 2.59m)

Bedroom Two

12'7 x 8'2 (3.84m x 2.49m)

Family Bathroom

6'3 x 5'6 (1.91m x 1.68m)



Directions

